

NATIONAL BOARD OF ACCREDITATION

Data Capturing Points of the Program Applied for NBA Accreditation– Tier I/II UG (Engineering) Institute Programs

Program Name : Mechanical Engineering	Discipline : Engineering & Technology
Level : Under Graduate	Tier : 2
Application No : 11506	Date of Submission : 29-01-2026

PART A- Profile of the Institute

A1.Name of the Institute : GOVERNMENT ENGINEERING COLLEGE, WEST HILL, KOZHIKODE	
Year of Establishment : 1999	Location of the Institute: Westhill Kozhikode
A2. Institute Address :THE PRINCIPAL, GOVERNMENT ENGINEERING COLLEGE WEST HILL P O, KOZHIKODE, PIN 673005 KERALA	
City:Kozhikode	State:Kerala
Pin Code:673005	Website:www.geckkd.ac.in
Email:office@geckkd.ac.in	Phone No(with STD Code):0495-2383210
A3. Name and Address of the Affiliating University (if any):	
Name of the University : APJ Abdul Kalam Technological University	City: Thiruvananthapuram
State : Kerala	Pin Code: 695016
A4. Type of the Institution : Government Institute	
A5. Ownership Status : State Government	

A6. Details of all Programs being Offered by the Institution:

- No. of UG programs: 6
- No. of PG programs: 4

Table No. A6.1: List of all programs offered by the Institute.

Sr.No.	Discipline	Level of program	Name of the program	Year of Start	Year of Closed	Name of The Department
1	Engineering & Technology	UG	Applied Electronics & Instrumentation Engineering	1999	--	Applied Electronics and Instrumentation Engineering
2	Engineering & Technology	UG	Chemical Engineering	1999	--	Chemical Engineering
3	Engineering & Technology	UG	Civil Engineering	2006	--	Civil Engineering
4	Engineering & Technology	PG	Computer Aided Process Design	2011	--	Chemical Engineering
5	Engineering & Technology	UG	Computer Science and Design	2022	--	Computer Science and Engineering
6	Engineering & Technology	UG	Electronics & Communication Engineering	2012	--	Applied Electronics and Instrumentation Engineering
7	Engineering & Technology	PG	Energy System Analysis and Design	2012	--	Mechanical Engineering
8	Engineering & Technology	UG	Mechanical Engineering	1999	--	Mechanical Engineering
9	Engineering & Technology	PG	Signal Processing	2012	--	Applied Electronics and Instrumentation Engineering
10	Engineering & Technology	PG	Structural Engineering	2022	--	Civil Engineering

A7. Programs to be considered for Accreditation vide this Application:

Table No. A7.1: List of programs to be considered for accreditation.

Name of the Department	Having Allied Departments	Name of the Program	Program Level
Applied Electronics and Instrumentation Engineering	No	Applied Electronics & Instrumentation Engineering	UG
Civil Engineering	No	Civil Engineering	UG
Chemical Engineering	No	Chemical Engineering	UG
Mechanical Engineering	No	Mechanical Engineering	UG

Table No. A7.2: Allied Department(s) to the Department of the program considered for accreditation as above.
Cluster ID. Name of the Department (in table no. A7.1) Name of allied Departments/Cluster (for table no. A7.1)

No Record

PART-B: Program information**B1. Provide the Required Information for the Program Applied For:**

Table No. B1: Program details.

A. List of the Programs Offered by the Department:

SR.NO.	PROGRAM NAME	PROGRAM APPLIED LEVEL	YEAR OF START / YEAR OF CLOSED	SANCTIONED INTAKE	INCREASE/DECREASE INTAKE (if any)	YEAR OF INCREASE/DECREASE	CURRENT INTAKE	YEAR OF AICTE APPROVAL	AICTE/COMPETENT AUTHORITY APPROVAL DETAILS	ACCREDITATION STATUS	FROM	TO	NO. OF TIMES PROGRAM ACCREDITED
1	Mechanical Engineering	UG	1999 / --	60	No	NA	60	1999	File No. South-West/1-44642884184/2025/EOA Dated 20/03/2025	Granted accreditation for 3 years for the period (specify period)	2023	2026	3

List of the Allied Departments/Cluster and Programs:

B2. Detail of Head of the Department for the program under consideration:

A. Name of the HoD :	Dr. REKHA L
B. Nature of appointment:	Regular
C. Qualification:	Ph.D

B3. Program Details

Table No.B3.1: Admission details for the program excluding those admitted through multiple entry and exit points.

Item (Information to be provided cumulatively for all the shifts with explicit headings, wherever applicable)	2025-26 (CAY)	2024-25 (CAYm1)	2023-24 (CAYm2)	2022-23 (CAYm3)	2021-22 (CAYm4)	2020-21 (CAYm5)	2019-20 (CAYm6)
N=Sanctioned intake of the program (as per AICTE /Competent authority)	60	60	60	60	60	60	60

N1=Total no. of students admitted in the 1st year minus the no. of students, who migrated to other programs/ institutions plus no. of students, who migrated to this program	60	60	60	60	60	60	60
N2=Number of students admitted in 2nd year in the same batch via lateral entry including leftover seats	0	6	6	6	7	7	6
N3=Separate division if any	0	0	0	0	0	0	0
N4=Total no. of students admitted in the 1st year via all supernumerary quotas	9	8	7	4	1	7	1
Total number of students admitted in the program (N1 + N2 + N3 + N4) - excluding those admitted through multiple entry and exit points.	69	74	73	70	68	74	67

CAY= Current Academic Year. CAYm1= Current Academic Year Minus 1 CAYm2= Current Academic Year Minus 2. LYG= Last Year Graduate. LYGm1= Last Year Graduate Minus 1. LYGm2= Last Year Graduate Minus 2.

B4. Enrolment Ratio in the First Year

Table No. B4.1: Student enrolment ratio in the 1st year.

Year of entry	N (From Table 4.1)	N1 (From Table 4.1)	N4 (From Table 4.1)	Enrollment Ratio [(N1/N)*100]
2025-26 (CAY)	60	60	9	115.00
2024-25 (CAYm1)	60	60	8	113.33
2023-24 (CAYm2)	60	60	7	111.67

Average $[(ER1 + ER2 + ER3) / 3] = 113.33 \approx 100$

B5. Success Rate of the Students in the Stipulated Period of the Program

Table No.B5.1: The success rate in the stipulated period of a program.

Item	(2021-22) LYG	(2020-21) LYGm1	(2019-20) LYGm2
A* = (No. of students admitted in the 1st year of that batch and those actually admitted in the 2nd year via lateral entry, plus the number of students admitted through multiple entry (if any) and separate division if applicable, minus the number of students who exited through multiple entry (if any).	67.00	71.00	66.00
B=No. of students who graduated from the program in the stipulated course duration	42.00	55.00	49.00
Success Rate (SR)= (B/A) * 100	62.69	77.46	74.24

Average SR of three batches $((SR_1 + SR_2 + SR_3)/3)$: 71.46

B6. Academic Performance of the First-Year Students of the Program

Table No.B6.1: Academic Performance of the First-Year Students of the Program.

Academic Performance	CAYm1(2024-25)	CAYm2(2023-24)	CAYm3 (2022-23)
X=(Mean of 1st year grade point average of all successful students on a 10-point scale) or (Mean of the percentage of marks of all successful students in 1st year/10)	7.66	6.86	6.69
Y=Total no. of successful students	50.00	25.00	29.00
Z=Total no. of students appeared in the examination	68.00	67.00	64.00
API $[X*(Y/Z)]$	5.63	2.56	3.03

Average API $[(AP1+AP2+AP3)/3]$: 3.74

B7: Academic Performance of the Second Year Students of the Program

Table No.B7.1: Academic Performance of the Second Year Students of the Program.

Academic Performance	CAYm1 (2024-25)	CAYm2 (2023-24)	CAYm3 (2022-23)
----------------------	-------------------	-------------------	-------------------

X=(Mean of 2nd year grade point average of all successful students on a 10-point scale) or (Mean of the percentage of marks of all successful students in 2nd year/10)	7.01	7.04	7.07
Y=Total no. of successful students	22.00	25.00	51.00
Z=Total no. of students appeared in the examination	31.00	36.00	54.00
API [X * (Y/Z)]	4.97	4.89	6.68

Average API [(AP1 + AP2 + AP3)/3] : 5.51

B8. Academic Performance of the Third Year Students of the Program

Table No.B8.1: Academic Performance of the Third Year Students of the Program

Academic Performance	CAYm1 (2024-25)	CAYm2 (2023-24)	CAYm3 (2022-23)
X=(Mean of 3rd year grade point average of all successful students on a 10-point scale) or (Mean of the percentage of marks of all successful students in 3rd year/10)	7.38	7.09	7.12
Y=Total no. of successful students	20.00	47.00	56.00
Z=Total no. of students appeared in the examination	25.00	51.00	58.00
API [X*(Y/Z)]:	5.90	6.53	6.87

Average API [(AP1 + AP2 + AP3)/3] : 6.43

B9. Placement, Higher Studies, and Entrepreneurship

Table No.B9.1: Placement, higher studies, and entrepreneurship details.

Item	LYG (2021-22)	LYGm1(2020-21)	LYGm2(2019-20)
FS*=Total no. of final year students	67.00	67.00	66.00
X=No. of students placed	24.00	31.00	26.00
Y=No. of students admitted to higher studies	1.00	4.00	12.00
Z= No. of students taking up entrepreneurship	0.00	0.00	1.00
Placement Index(P) = ((X + Y + Z)/FS) * 100):	37.31	52.24	59.09

Average Placement Index = (P_1 + P_2 + P_3)/3: 49.55 Placement Index Points:

PART C: Faculty Details in Department and Allied Departments

(Data to be filled in for the Department and Allied Departments)

C1. Faculty details of Department and Allied Departments

Table No.C1: Faculty details in the Department for the past 3 years including CAY

Sr.No	Name of the Faculty	PAN No.	Highest degree	University	Area of Specialization	Date of Joining in this Institution	Experience in years in current institute	Designation at Time Joining in this Institution	Present Designation	The date on which Designated as Professor/ Associate Professor if any	Nature of Association (Regular/ Contract/ Ad hoc)	Currently Associated (Y/N)	In case of NO, Date of Leaving	IS HOD?
1	Dr. SAJITH P P	XXXXXXXX04Q	Ph.D	IIT Bombay	Thermal Hydraulics	10/06/2013	12.7	Professor	Professor	10/06/2013	Regular	Yes		No

2	Dr. SREEJITH B	XXXXXXXX15G	Ph.D	IIT Bombay	Reliability Engineering	25/08/2025	0.4	Professor	Professor	25/08/2025	Regular	Yes		No
3	Dr. ANIRUDHAN P	XXXXXXXX84Q	Ph.D	IISc Bangalore	Materials & Tribology	15/10/2016	9.3	Professor	Professor	15/10/2016	Regular	Yes		No
4	Dr. REKHA L	XXXXXXXX49M	Ph.D	Anna University, Chennai	Industrial Engineering	24/09/2025	0.3	Professor	Professor	24/09/2025	Regular	Yes		Yes
5	Dr. MUBARAK A K	XXXXXXXX96L	Ph.D	CUSAT	Supersonic flow	26/09/2025	0.3	Professor	Professor	26/09/2025	Regular	Yes		No
6	Dr. SAIJAL K K	XXXXXXXX38H	Ph.D	NIT Calicut	Design Optimization	21/11/2023	2.2	Professor	Professor	21/11/2023	Regular	Yes		No
7	Dr. SAJEEB A M	XXXXXXXX97F	Ph.D	NIT Calicut	Mechanical Design	19/09/2025	0.4	Professor	Professor	19/09/2025	Regular	Yes		No
8	Dr. BIJU I K	XXXXXXXX76F	Ph.D	IIT Delhi	Renewable Energy System	21/07/2020	5.6	Associate Professor	Associate Professor	21/07/2020	Regular	Yes		No
9	PRAJEETH KUMAR K P	XXXXXXXX00A	M.Tech	IIT Madras	Manufacturing and Precision Engineering	31/05/2013	12.7	Assistant Professor	Assistant Professor		Regular	Yes		No
10	TENNISON K JOSE	XXXXXXXX11M	M.Tech	IIT Madras	Thermal Engineering	29/06/2024	1.6	Assistant Professor	Assistant Professor		Regular	Yes		No
11	Dr. SAILESH S R	XXXXXXXX48H	Ph.D	NITK Surathkal	Machine Design	01/09/2023	2.4	Assistant Professor	Assistant Professor		Regular	Yes		No
12	Dr. MANU V THOTTACKAD	XXXXXXXX00M	Ph.D	NIT Calicut	Energy Systems Engineering, Nano Tribology	02/07/2018	7.6	Assistant Professor	Assistant Professor		Regular	Yes		No
13	Dr. FRANCIS J EMMATTY	XXXXXXXX43D	Ph.D	NIT Calicut	Ergonomics, Product development	06/07/2020	5.6	Assistant Professor	Assistant Professor		Regular	Yes		No
14	SUBIN MICHAEL	XXXXXXXX11B	M.Tech	Mumbai University	Production Engineering	23/09/2021	4.4	Assistant Professor	Assistant Professor		Regular	Yes		No
15	Dr. LASITHAN L G	XXXXXXXX45K	Ph.D	Kerala Technological University	Engineering Statistics	27/06/2022	3.6	Assistant Professor	Assistant Professor		Regular	Yes		No
16	SHANKER KRISHNAN	XXXXXXXX68Q	M.Tech	IIT Madras	Thermal Engineering	01/08/2025	0.5	Assistant Professor	Assistant Professor		Regular	Yes		No
17	Dr. GOKULNATH KADAVATH	XXXXXXXX05Q	Ph.D	Coventry University	Materials and manufacturing	14/08/2025	0.5	Assistant Professor	Assistant Professor		Regular	Yes		No
18	ASIF ALI SHEREEF	XXXXXXXX05C	M.Tech	NIT Calicut	Manufacturing Technology	29/08/2025	0.4	Assistant Professor	Assistant Professor		Regular	Yes		No
19	Dr. SHAJI. K	XXXXXXXX10H	Ph.D	IIT Madras	Heat Transfer	11/11/2006	18.9	Associate Professor	Professor	11/01/2010	Regular	No	25/08/2025	No
20	Dr. PRADEEP M KAMATH	XXXXXXXX51H	Ph.D	IIT Madras	Heat Transfer	24/06/2022	3.2	Professor	Professor	24/06/2022	Regular	No	16/09/2025	No

21	Dr. SUDHEESH R S	XXXXXXXX20E	Ph.D	IIT Madras	Engineering Design	24/06/2022	3.2	Associate Professor	Associate Professor	24/06/2022	Regular	No	17/09/2025	No
22	Dr. JESSEELA S	XXXXXXXX04R	Ph.D	NIT Calicut	Heat Transfer	10/07/2003	21.10	Assistant Professor	Professor	11/07/2016	Regular	No	31/05/2025	No
23	FOUAD EBN MHD. ABDULLA	XXXXXXXX59B	M.Tech	NIT Surathkal	Materials Engineering	21/06/2022	3	Assistant Professor	Assistant Professor		Regular	No	15/07/2025	No
24	VIDHUN V R	XXXXXXXX47J	M.Tech	Amrita University	Automotive Engineering	24/06/2022	3.1	Assistant Professor	Assistant Professor		Regular	No	28/07/2025	No
25	MUHAMMED HUNIZE	XXXXXXXX77G	Ph.D	NIT Calicut	Polymer composites	19/07/2024	0.11	Assistant Professor	Assistant Professor		Contractual Fulltime	No	27/06/2025	No
26	MOHAMMED AKBAR T K	XXXXXXXX19L	M.Tech	NIT Calicut	Thermal Engineering	11/01/2023	2.7	Assistant Professor	Assistant Professor		Contractual Fulltime	No	28/08/2025	No
27	Dr. PRADEEP V	XXXXXXXX34H	Ph.D	IIT Madras	IC Engines	20/06/2002	21.5	Assistant Professor	Professor	29/02/2016	Regular	No	21/11/2023	No
28	Dr. JITHESH P K	XXXXXXXX00L	Ph.D	IIT Madras	Energy Technologies	01/06/2017	7	Assistant Professor	Assistant Professor		Regular	No	29/06/2024	No
29	ARUN SHAL U B	XXXXXXXX16J	M.Tech	NIT Calicut	Computational Heat Transfer	02/08/2019	4.11	Assistant Professor	Assistant Professor		Regular	No	23/07/2024	No
30	Dr. NEESHMA RADHAKRISHNAN	XXXXXXXX89B	Ph.D	NIT Calicut	Nanotechnology	12/09/2022	1.10	Assistant Professor	Assistant Professor		Contractual Fulltime	No	19/07/2024	No
31	Dr. NAJATHULLA B C	XXXXXXXX05G	Ph.D	IIT Hyderabad	Material Sciences	22/07/2024	0.8	Assistant Professor	Assistant Professor		Contractual Fulltime	No	05/04/2025	No
32	Dr. ARUN UNNIKRISHNAN	XXXXXXXX30B	Ph.D	IIT Delhi	Sustainable Engineering	11/09/2023	0.8	Assistant Professor	Assistant Professor		Contractual Fulltime	No	15/05/2024	No
33	MILAN K JOHN	XXXXXXXX33F	Ph.D	NIT Calicut	Thermal Engineering	16/10/2024	0.11	Assistant Professor	Assistant Professor		Contractual Fulltime	No	26/09/2025	No

Table No.C2: Faculty details of Allied Departments for the past 3 years including CAY.

C2. Student-Faculty Ratio (SFR)

No. of UG(Engineering) programs in Department including allied departments/ clusters (UGn):

UG1=1st UG program

UGn=nth UG program

B= No. of Students in UG 2nd year (ST)

C= No. of Students in UG 3rd year (ST)

D= No. of Students in UG 4th year (ST)

No. of PG (Engineering) programs in Department including allied departments/ clusters (PGm):

PG1=1st PG program.

PGm=mth PG program

A= No. of Students in PG 1st year

B= No. of Students in PG 2nd year

Student Faculty Ratio (**SFR**) = S/F

S= No. of students of all programs in the Department including all students of allied departments/clusters.

No. of students (ST)=Sanctioned Intake (SA)+ Actual admitted students via lateral entry including leftover seats (L) if any (limited to 10 % of SA)

Students who admitted under supernumerary quotas (SNQ, EWS, etc) will not be considered in calculating SFR value. Those students are exempted.

F=Total no. of regular or contractual faculty members (Full Time) in the Department, including allied departments/clusters (excluding first year faculty (The faculty members who have a 100% teaching load in the first-year courses)).

No. of UG Programs in the Department1 No. of PG Programs in the Department1

Table No.C2.1: Student-faculty ratio.

Description	CAY(2025-26)	CAYm1 (2024-25)	CAYm2 (2023-24)
UG1.B	66	66	66
UG1.C	66	66	66
UG1.D	66	66	66
UG1: Mechanical Engineering	198	198	198
PG1.A	18	18	18
PG1.B	18	18	18
PG1: Energy System Analysis and Design	36	36	36
DS=Total no. of students in all UG and PG programs in the Department	234	234	234
AS=Total no. of students of all UG and PG programs in allied departments	0	0	0
S=Total no. of students in the Department (DS) and allied departments (AS)	S1= 234	S2= 234	S3= 234
DF=Total no. of faculty members in the Department	15	19	18
AF= Total no. of faculty members in the allied Departments	0	0	0
F=Total no. of faculty members in the Department (DF) and allied Departments (AF)	F1= 15	F2= 19	F3= 18
FF=The faculty members in F who have a 100% teaching load in the first-year courses	3	3	3
Student Faculty Ratio (SFR)=S/(F-FF)	SFR1= 19.50	SFR2= 14.63	SFR3= 15.60
Average SFR for 3 years	SFR= 16.58		

C3. Faculty Qualification

- Faculty qualification index (FQI) = $2.5 * [(10X + 4Y)/RF]$ where
- X=No. of faculty members with Ph.D. degree or equivalent as per AICTE/UGC norms.
- Y=No. of faculty members with M. Tech. or ME degree or equivalent as per AICTE/ UGC norms.
- RF=No. of required faculty in the Department including allied Departments to adhere to the 20:1 Student-Faculty ratio, with calculations based on both student numbers and faculty requirements as per section C2 of this documents: (RF=S/20).

Table No.C3.1: Faculty qualification.

Year	X	Y	RF	FQ = 2.5 x [(10X + 4Y) / RF]
2025-26(CAY)	10	5	11.00	27.27
2024-25(CAYm1)	11	8	11.00	32.27
2023-24(CAYm2)	11	7	11.00	31.36

C4. Faculty Cadre Proportion

- Faculty Cadre Proportion is 1(RF1): 2(RF2): 6(RF3)
- RF1= No. of Professors required = $1/9 * \text{No. of Faculty required to comply with 20:1 Student-Faculty ratio based on no. of students (S) as per C2 of this documents.}$
- RF2= No. of Associate Professors required = $2/9 * \text{No. of Faculty required to comply with 20:1 Student-Faculty ratio based on no. of students (S) as per section C2 of this documents.}$
- RF3= No. of Assistant Professors required = $6/9 * \text{No. of Faculty required to comply with 20:1 Student-Faculty ratio based on no. of students (S) as per section C2 of this documents.}$
- Faculty cadre and qualification and experience should be as per AICTE/UGC norms.

Table No.C4.1: Faculty cadre proportion details.

Year	Professors		Associate Professors		Assistant Professors	
	Required RF1	Available AF1	Required RF2	Available AF1	Required RF3	Available AF3
2025-26	1.00	4.00	2.00	1.00	7.00	10.00
2024-25	1.00	6.00	2.00	1.00	7.00	10.00
2023-24	1.00	5.00	2.00	1.00	7.00	10.00
Average	RF1=1.00	AF1=5.00	RF2=2.00	AF2=1.00	RF2=7.00	AF2=10.00

C5. Visiting/Adjunct Faculty/Professor of Practice

Table No. C5.1: List of visiting/adjunct faculty/professor of practice and their teaching and practical loads.

(CAYm1)

(CAYm2)

(CAYm3)

C6. Academic Research

Table No. C6.1: Faculty publication details.

S.No.	Item	2024-25 (CAYm1)	2023-24 (CAYm2)	2022-23 (CAYm3)
1	No. of peer reviewed journal papers published	7	2	7
2	No. of peer reviewed conference papers published	7	2	3
3	No. of books/book chapters published	3	0	0

C7. Sponsored Research Project

Table No. C7.1: List of sponsored research projects received from external agencies.

(CAYm1)

(CAYm2)

(CAYm3)

PI Name	Co-PI names if any	Name of the Dept., where project is sanctioned	Project Title*	Name of the Funding agency	Duration of the project	Amount(Lacs) i.e. 15,25,000=15.25
Jithesh P K		ME Dept. GEC Kozhikode	Design and Development of High yield Concentrated solar thermal desalination systems	ANERT(Approval order No: ANERT-RD/30/2022-T8 dt.23/12/2022)	1 year	4.19
						Amount received (Rs.):4.19

Total Amount (Lacs) Received for the Past 3 Years: 4.19

Note*:

- Only sponsored research projects will be considered. Infrastructure-based projects will not be considered here.

C8. Consultancy Work

Table No. C8.1: List of consultancy projects received from external agencies.

(CAYm1)

(CAYm2)

(CAYm3)

Total amount (Lacs) received for the past 3 years:**Note*:**

- Only consultancy projects will be considered. Infrastructure-based projects will not be considered here.

C9. Institution Seed Money or Internal Research Grant to its Faculty for Research Work

Table No. C9.1: List of faculty members received seed money or internal research grant from the Institution.

(CAYm1)

(CAYm2)

(CAYm3)

Total amount (Lacs) received for the past 3 years :























































PART D: Laboratory Infrastructure in the Department






















































(Data to be filled in for the Department)

D1. Adequate and Well-Equipped Laboratories, and Technical Manpower

Table No.D1.1: List of laboratories and technical manpower.

Sr. No	Name of the Laboratory	Number of students per set up(Batch Size)	Name of the Important Equipment	Weekly utilization status(all the courses for which the lab is utilized)	Technical Manpower Support		
					Name of the Technical staff	Designation	Qualification
1	Carpentry-Mechanical Workshop ESL-120 GCESL-106	6	Wood turning lathe.	6 hours/week	Aneesh K P	Trade Instructor (Carper	ITI
2	Carpentry-Mechanical Workshop ESL-120 GCESL-106	6	Circular saw	6 hours/week	Aneesh Vavoor	Tradesman (Carpentry)	ITI
3	Fitting-Mechanical Workshop ESL-120 GCESL-106	6	Power Hacksaw	6 hours/week	Sanoop S R	Trade Instructor (Fitting)	Diploma
4	Fitting-Mechanical Workshop ESL-120 GCESL-106	6	Bench Drilling Machine	6 hours/week	Adwaith Raj M C	Tradesman (Fitting)	ITI

5	Welding-Mechanical Workshop ESL-120 GCESL-106	  	6	ARC welding	6 hours/week	Mohammed P T	Trade Instructor (Weldin	ITI
6	Welding-Mechanical Workshop ESL-120 GCESL-106	  	6	Plasma cutting	6 hours/week	Prakhil C	Tradesman (Welding)	ITI
7	Sheet Metal Shop-Mechanical Workshop ESL-120 GCESL-106	  	6	Pipe Bending Machine	6 hours/week	Ahammedali K K	Trade Instructor (Sheet	B. Tech
8	Sheet Metal Shop-Mechanical Workshop ESL-120 GCESL-106	  	6	Pipe Bending Machine	6 hours/week	Deepak P	Tradesman (Sheet Metz	Diploma
9	Smithy-Mechanical Workshop ESL-120 GCESL-106	  	6	Forge	6 hours/week	Jiju A K	Trade Instructor Grade I	Diploma
10	Foundry-Mechanical Workshop ESL-120 GCESL-106	  	6	Oil furnace (Model)	6 hours/week	Riyas P M	Tradesman (Foundry)	Diploma
11	Fluids Lab MEL- 202,CEL-204,PCMEL-407,PCCEL-308	  	7	Orifice meter	6 hours/week	Jomon Varghese	Trade Instructor- (Plumt	Diploma
12	Fluids Lab MEL- 202,CEL-204,PCMEL-407,PCCEL-308	  	7	Venturi meter	6 hours/week	Jomon Varghese	Trade Instructor- (Plumt	Diploma
13	Fluids Lab MEL- 202,CEL-204,PCMEL-407,PCCEL-308	  	7	Triangular/ Rectangular notch	6 hours/week	Jomon Varghese	Trade Instructor- (Plumt	Diploma
14	Fluids Lab MEL- 202,CEL-204,PCMEL-407,PCCEL-308	  	7	Hydraulic coefficient of Orifice	6 hours/week	Jomon Varghese	Trade Instructor- (Plumt	Diploma
15	Fluids Lab MEL- 202,CEL-204,PCMEL-407,PCCEL-308	  	7	Pipe friction apparatus	6 hours/week	Jomon Varghese	Trade Instructor- (Plumt	Diploma
16	Fluids Lab MEL- 202,CEL-204,PCMEL-407,PCCEL-308	  	7	Reciprocating pump	6 hours/week	Jomon Varghese	Trade Instructor- (Plumt	Diploma
17	Fluids Lab MEL- 202,CEL-204,PCMEL-407,PCCEL-308	  	7	Pelton turbine	6 hours/week	Jomon Varghese	Trade Instructor- (Plumt	Diploma
18	Fluids Lab MEL- 202,CEL-204,PCMEL-407,PCCEL-308	  	7	Gear pump	6 hours/week	Rupesh K P	Tradesman- Plumbing	Diploma
19	Fluids Lab MEL- 202,CEL-204,PCMEL-407,PCCEL-308	  	7	Minor pipe losses	6 hours/week	Rupesh K P	Tradesman- Plumbing	Diploma
20	Fluids Lab MEL- 202,CEL-204,PCMEL-407,PCCEL-308	  	7	Metacentric height apparatus	6 hours/week	Rupesh K P	Tradesman- Plumbing	Diploma
21	Fluids Lab MEL- 202,CEL-204,PCMEL-407,PCCEL-308	  	7	Multi- stage centrifugal pump	6 hours/week	Rupesh K P	Tradesman- Plumbing	Diploma
22	Fluids Lab MEL- 202,CEL-204,PCMEL-407,PCCEL-308	  	7	Centrifugal pump - Variable speed	6 hours/week	Rupesh K P	Tradesman- Plumbing	Diploma

23	Thermal Engineering Lab MEL-333 MEL-334 PCMEL-507 PCMEL-609	  	7	Single cylinder four stroke diesel engine	6 hours/week	Arshak Ahammed MK	Tradesman- Automobile	B.Tech
24	Thermal Engineering Lab MEL-333 MEL-334 PCMEL-507 PCMEL-609	  	7	Redwood Viscometer	6 hours/week	Arshak Ahammed MK	Tradesman- Automobile	B.Tech
25	Thermal Engineering Lab MEL-333 MEL-334 PCMEL-507 PCMEL-609	  	7	Petrol Engine cut model (for valve timing)	6 hours/week	Arshak Ahammed MK	Tradesman- Automobile	B.Tech
26	Thermal Engineering Lab MEL-333 MEL-334 PCMEL-507 PCMEL-609	  	7	SI Engine Generator Set	6 hours/week	Arshak Ahammed MK	Tradesman- Automobile	B.Tech
27	Thermal Engineering Lab MEL-333 MEL-334 PCMEL-507 PCMEL-609	  	7	Multi cylinder four stroke petrol engine test rig	6 hours/week	Arshak Ahammed MK	Tradesman- Automobile	B.Tech
28	Thermal Engineering Lab MEL-333 MEL-334 PCMEL-507 PCMEL-609	  	7	Pensky martens flashpoint apparatus	6 hours/week	Arshak Ahammed MK	Tradesman- Automobile	B.Tech
29	Thermal Engineering Lab MEL-333 MEL-334 PCMEL-507 PCMEL-609	  	7	Two stage reciprocating air compressor	6 hours/week	Arshak Ahammed MK	Tradesman- Automobile	B.Tech
30	Thermal Engineering Lab MEL-333 MEL-334 PCMEL-507 PCMEL-609	  	7	Refrigeration test rig	6 hours/week	Arshak Ahammed MK	Tradesman- Automobile	B.Tech
31	Thermal Engineering Lab MEL-333 MEL-334 PCMEL-507 PCMEL-609	  	7	Air conditioning test rig	6 hours/week	Arshak Ahammed MK	Tradesman- Automobile	B.Tech
32	Thermal Engineering Lab MEL-333 MEL-334 PCMEL-507 PCMEL-609	  	7	Forced convection apparatus	6 hours/week	Arshak Ahammed MK	Tradesman- Automobile	B.Tech
33	Thermal Engineering Lab MEL-333 MEL-334 PCMEL-507 PCMEL-609	  	7	Natural convection apparatus	6 hours/week	Arshak Ahammed MK	Tradesman- Automobile	B.Tech
34	Thermal Engineering Lab MEL-333 MEL-334 PCMEL-507 PCMEL-609	  	7	Stephan Boltzman apparatus	6 hours/week	Arshak Ahammed MK	Tradesman- Automobile	B.Tech
35	Thermal Engineering Lab MEL-333 MEL-334 PCMEL-507 PCMEL-609	  	7	Thermal conductivity apparatus	6 hours/week	Arshak Ahammed MK	Tradesman- Automobile	B.Tech
36	Thermal Engineering Lab MEL-333 MEL-334 PCMEL-507 PCMEL-609	  	7	Emissivity apparatus	6 hours/week	Arshak Ahammed MK	Tradesman- Automobile	B.Tech
37	Thermal Engineering Lab MEL-333 MEL-334 PCMEL-507 PCMEL-609	  	7	Concentric tube heat exchanger – plain type	6 hours/week	Arshak Ahammed MK	Tradesman- Automobile	B.Tech
38	Manufacturing technology lab MEL-204 MEL-331 PCMEL-408	  	3	Lathe No.1	6 hours/week	Sujilesh. K. V	Trade Instructor Grade I	Diploma
39	Manufacturing technology lab MEL-204 MEL-331 PCMEL-408	  	3	Lathe No.2	6 hours/week	Sujilesh. K. V	Trade Instructor Grade I	Diploma
40	Manufacturing technology lab MEL-204 MEL-331 PCMEL-408	  	3	Lathe No.3	6 hours/week	Sujilesh. K. V	Trade Instructor Grade I	Diploma

41	Manufacturing technology lab MEL-204 MEL-331 PCMEL-408	3	Lathe No.4	6 hours/week	Aksad Rahman	Trade Instructor (Turnin	ITI
42	Manufacturing technology lab MEL-204 MEL-331 PCMEL-408	3	Lathe No.5	6 hours/week	Aksad Rahman	Trade Instructor (Turnin	ITI
43	Manufacturing technology lab MEL-204 MEL-331 PCMEL-408	3	Lathe No.6	6 hours/week	Aksad Rahman	Trade Instructor (Turnin	ITI
44	Manufacturing technology lab MEL-204 MEL-331 PCMEL-408	3	Lathe No.7	6 hours/week	Athul K P	Tradesman (Turning)	Diploma
45	Manufacturing technology lab MEL-204 MEL-331 PCMEL-408technology	3	Lathe No.8	6 hours/week	Athul K P	Tradesman (Turning)	Diploma
46	Manufacturing technology lab MEL-204 MEL-331 PCMEL-408	3	Lathe No.9	6 hours/week	Athul K P	Tradesman (Turning)	Diploma
47	Manufacturing technology lab MEL-204 MEL-331 PCMEL-408	3	Shaper No.1	6 hours/week	Shahansha S	Trade Instructor (Machir	ITI
48	Manufacturing technology lab MEL-204 MEL-331 PCMEL-408	3	Shaper No.2	6 hours/week	Shahansha S	Trade Instructor (Machir	ITI
49	Manufacturing technology lab MEL-204 MEL-331 PCMEL-408	3	Shaper No.3	6 hours/week	Shahansha S	Trade Instructor (Machir	ITI
50	Manufacturing technology lab MEL-204 MEL-331 PCMEL-408	3	Shaper No.4	6 hours/week	Shahansha S	Trade Instructor (Machir	ITI
51	Manufacturing technology lab MEL-204 MEL-331 PCMEL-408	3	Slotter No.1	6 hours/week	Shahansha S	Trade Instructor (Machir	ITI
52	Manufacturing technology lab MEL-204 MEL-331 PCMEL-408	3	Slotter No.2	6 hours/week	Shahansha S	Trade Instructor (Machir	ITI
53	Manufacturing technology lab MEL-204 MEL-331 PCMEL-408	3	Slotter No.3	6 hours/week	Shahansha S	Trade Instructor (Machir	ITI
54	Manufacturing technology lab MEL-204 MEL-331 PCMEL-408	3	Slotter No.4	6 hours/week	Shahansha S	Trade Instructor (Machir	ITI
55	Manufacturing technology lab MEL-204 MEL-331 PCMEL-408	3	Milling machine No. 1	6 hours/week	Anil Kumar C	Instructor Gr.II	Diploma
56	Manufacturing technology lab MEL-204 MEL-331 PCMEL-408	3	Milling machine No.2	6 hours/week	Anil Kumar C	Instructor Gr.II	Diploma
57	Manufacturing technology lab MEL-204 MEL-331 PCMEL-408	3	Radial Drilling Machine No.1	6 hours/week	Anil Kumar C	Instructor Gr.II	Diploma
58	Manufacturing technology lab MEL-204 MEL-331 PCMEL-408	3	Radial Drilling Machine No.2	6 hours/week	Anil Kumar C	Instructor Gr.II	Diploma

59	Manufacturing technology lab MEL-204 MEL-331 PCMEL-408	3	Tool Cutter Grinder	6 hours/week	Anil Kumar C	Instructor Gr.II	Diploma
60	Manufacturing technology lab MEL-204 MEL-331 PCMEL-408	3	CNC Milling Machine	6 hours/week	Nithin Prakash E	Instructor Gr.I	B.Tech
61	Dynamics lab MEL-411 PCMEL-508	7	Universal governor apparatus	6 hours/week	Nithin Prakash E	Instructor Gr.I	B.Tech
62	Dynamics lab MEL-411 PCMEL-508	7	Gyroscope apparatus	6 hours/week	Nithin Prakash E	Instructor Gr.I	B.Tech
63	Dynamics lab MEL-411 PCMEL-508	7	stepper motor apparatus	6 hours/week	Nithin Prakash E	Instructor Gr.I	B.Tech
64	Dynamics lab MEL-411 PCMEL-508	7	Free vibration apparatus	6 hours/week	Nithin Prakash E	Instructor Gr.I	B.Tech
65	Dynamics lab MEL-411 PCMEL-508	7	Hydraulic Trainer Kit	6 hours/week	Nithin Prakash E	Instructor Gr.I	B.Tech
66	Dynamics lab MEL-411 PCMEL-508	7	DC Servomotor	6 hours/week	Nithin Prakash E	Instructor Gr.I	B.Tech
67	Instrumentation lab MEL-331 PCMEL- 508	7	LVDT trainer	6 hours/week	Athul K P	Tradesman (Turning)	Diploma
68	Instrumentation lab MEL-331 PCMEL- 508	7	Slip gauge	6 hours/week	Athul K P	Tradesman (Turning)	Diploma
69	Instrumentation lab MEL-331 PCMEL- 508	7	Forced Vibration	6 hours/week	Athul K P	Tradesman (Turning)	Diploma
70	Instrumentation lab MEL-331 PCMEL- 508	7	Surface Roughness tester	6 hours/week	Athul K P	Tradesman (Turning)	Diploma
71	Instrumentation lab MEL-331 PCMEL- 508	7	Pressure Gauge Calibration Unit	6 hours/week	Athul K P	Tradesman (Turning)	Diploma
72	Instrumentation lab MEL-331 PCMEL- 508	7	Data Acquisition System	6 hours/week	Athul K P	Tradesman (Turning)	Diploma
73	Instrumentation lab MEL-331 PCMEL- 508	7	Sound Level Meter	6 hours/week	Athul K P	Tradesman (Turning)	Diploma
74	Instrumentation lab MEL-331 PCMEL- 508	7	Friction & wear Tester	6 hours/week	Athul K P	Tradesman (Turning)	Diploma
75	CAD/Simulation lab MEL-201 MEL-332 PCMEL-307 PCMEL-607	2	Desktop Computer(40Nos.)	10 hours/week	Janeesh Kumar	Tradesman (Computer)	Diploma
76	CAD/Simulation lab MEL-201 MEL-332 PCMEL-307 PCMEL-607	2	ANSYS 17.2 software	6 hours/week	Janeesh Kumar	Tradesman (Computer)	Diploma

77	CAD/Simulation lab MEL-201 MEL-332 PCMEL-307 PCMEL-607	2	Creo Software	6 hours/week	Janeesh Kumar	Tradesman (Computer)	Diploma
78	CAD/Simulation lab MEL-201 MEL-332 PCMEL-307 PCMEL-607	2	Libre CAD 2.1.3	6 hours/week	Janeesh Kumar	Tradesman (Computer)	Diploma
79	CAD/Simulation lab MEL-201 MEL-332 PCMEL-307 PCMEL-607	2	Autodesk inventor series	6 hours/week	Janeesh Kumar	Tradesman (Computer)	Diploma

D2. Safety Measures in Laboratories

Table No. D2.1: List of various safety measures in laboratories.

Sr. No	Laboratory Name	Safety Measures
1	Mechanical Engineering Workshops (Foundry, Fitting, Welding, Carpentry, Sheet Metal Shop, Smithy)	Fire extinguisher, ear plugs, goggles, safety manuals, display safety guide lines in laboratory, safe exits / layouts and first aid box.
2	Manufacturing Technology Lab	Fire extinguisher, ear plugs, goggles, safety manuals, display safety guide lines in laboratory, safe exits / layouts and first aid box.
3	Fluids Lab	Fire extinguisher, ear plugs, safety manuals, display safety guide lines in laboratory, safe exits / layouts and first aid box.
4	Thermal Engineering Lab	Fire extinguisher, ear plugs, safety manuals, display safety guide lines in laboratory, safe exits / layouts and first aid box.
5	Instrumentation Lab	Fire extinguisher / display safety guide lines and first aid box
6	CAD/Simulation lab	Fire extinguisher / display safety guide lines and first aid box
7	Dynamics lab	Fire extinguisher / safety guide lines and first aid box.
8	Research Laboratory	Fire extinguisher, Gloves, goggles, safety manuals, display safety guide lines in laboratory, safe exits / layouts and first aid box.

D3. Project Laboratory/Research Laboratory

PART E: First Year faculty and financial Resources
(Data to be filled in for the first year course faculty and budget allocation and utilization)

E1. First Year Student-Faculty Ratio (FYSFR)

Table No. E1.1: FYSFR details.

Year	Sanctioned intake of all UG programs (S4)	No. of required faculty (RF4= S4/20)	No. of faculty members in Basic Science Courses & Humanities and Social Sciences including Management courses (NS1)	No. of faculty members in Engineering Science Courses (NS2)	Percentage= No. of faculty members ((NS1*0.8) + (NS2*0.2))/(No. of required faculty (RF4)); Percentage=((NS1*0.8) + (NS2*0.2))/RF
2023-24(CAYm2)	360	18	11	7	57
2024-25(CAYm1)	360	18	11	10	60
2025-26(CAY)	360	18	11	14	64

E2. Budget Allocation, Utilization, and Public Accounting at Institute Level

Table No. E2.1: Budget and actual expenditure incurred at Institute level.

Items	Budgeted in 2025-26	Actual Expenses in 2025-26 till	Budgeted in 2024-25	Actual Expenses in 2024-25 till	Budgeted in 2023-24	Actual Expenses in 2023-24 till	Budgeted in 2022-23	Actual Expenses in 2022-23 till
Infrastructure Built-Up	925217	925217	316200	316200	1192593	1192593	353827	353827
Library	0	0	138050	138050	302376	302376	633749	633749
Laboratory equipment	3800515	3800515	2362253	2362253	5877754	5877754	1716353	1716353
Teaching and non-teaching staff salary	245448803	245448803	220623028	220623028	206461352	206461352	206951085	206951085
Outreach Programs	0	0	0	0	0	0	0	0
R&D	0	0	0	0	529677	529677	784000	784000
Training, Placement and Industry linkage	0	0	104589	104589	647873	647873	395322	395322
SDGs	0	0	0	0	0	0	0	0
Entrepreneurship	0	0	0	0	0	0	0	0
Others, specify	0	0	0	0	0	0	0	0

Total	250174535	250174535	223544120	223544120	215011625	215011625	210834336	210834336
--------------	------------------	------------------	------------------	------------------	------------------	------------------	------------------	------------------

E3. Budget Allocation, Utilization, and Public Accounting at Program Specific Level

Table No. E3.1: Budget and actual expenditure incurred at program level.

Items	Budgeted in 2025-26	Actual Expenses in 2025-26 till	Budgeted in 2024-25	Actual Expenses in 2024-25 till	Budgeted in 2023-24	Actual Expenses in 2023-24 till	Budgeted in 2022-23	Actual Expenses in 2022-23 till
Laboratory equipment	750103	750103	472450	472450	1467438	1467438	429000	429000
Software	0	0	0	0	0	0	0	0
SDGs	0	0	0	0	0	0	0	0
Support for faculty development	0	0	0	0	0	0	0	0
R & D	0	0	0	0	133400	133400	19600	19600
Industrial Training, Industry expert, Internship	0	0	19917	19917	1285748064	128574	78064	78064
Miscellaneous Expenses*	91000	91000	9500	9500	169600	169600	70984	70984
Total	841103	841103	501867	501867	1287518502	1899012	597648	597648